


2019 Ford E-Series (40-Bit) - North America - Requested by <span style="background-color: black; color: black;">XXXXXXXXXX</span>			
Item	Wire Color	Polarity	Wire Location
12 Volts	Blue/Red or Green/Red (common 20A)	+	Ignition Switch, gray 13 pin plug, pin 2
Second 12 Volts	Blue/Red or Green/Red (x2) (common 20A)	+	Ignition Switch, gray 13 pin plug, pins 7, 9
Ground	(chassis ground)		
Starter	Blue/White	+	Ignition Switch, gray 13 pin plug, pin 5
Ignition	White/Orange	+	Ignition Switch, gray 13 pin plug, pin 1
Accessory	Brown/Yellow	+	Ignition Switch, gray 13 pin plug, pin 8
Second Accessory	Violet/Green	+	Ignition Switch, gray 13 pin plug, pin 3
Keysense	Blue/Gray	-	Key Switch, gray 10 pin plug, pin 10
CAN Bus High	White/Blue (HS CAN)	Data	OBD-Data Link Connector, black 16 pin plug, pin 6
CAN Bus Low	White (HS CAN)	Data	OBD-Data Link Connector, black 16 pin plug, pin 14
CAN Bus High 2	Gray/Orange (MS CAN)	Data	OBD-Data Link Connector, black 16 pin plug, pin 3
CAN Bus Low 2	Violet/Orange (MS CAN)	Data	OBD-Data Link Connector, black 16 pin plug, pin 11
OBD 12 Volts	Green/Red or Yellow/Red (15A)	+	OBD-Data Link Connector, black 16 pin plug, pin 16
OBD Ground	Black/Gray or Black	-	OBD-Data Link Connector, black 16 pin plug, pin 4
OBD Connector	Black		Under Driver Dash, Above Brake Pedal
RX DATA	Violet/Gray	Data	PATS Transceiver on ignition switch, green 4 pin plug, pin 3
TX DATA	Yellow/Orange	Data	PATS Transceiver on ignition switch, green 4 pin plug, pin 4
Power Lock	Gray/Yellow	-	Driver Kick --or-- SJB under driver dash, gray 26 pin plug (C), pin 17
Power Unlock	Violet/Gray	-	Driver Kick --or-- SJB under driver dash, gray 26 pin plug (C), pin 4
Lock Motor	Gray/Brown	Reverse	Driver Kick --or-- SJB under driver dash, black 32 pin plug (D), pin 6
Driver Unlock Motor	Blue/Green	Reverse	Driver Kick --or-- SJB under driver dash, black 32 pin plug (D), pin 28
Passenger Unlock Motor	Violet/Gray	Reverse	Driver Kick --or-- SJB under driver dash, black 32 pin plug (D), pin 27
Parking Lights	Violet/White	+	Driver Kick --or-- SJB under driver dash, gray 13 pin plug (E), pin 6
Parking Lights -	Gray (see Tech Doc 1096)	-	Headlight Switch, gray 10 pin plug, pin 2
Parking Lights Interrupt	Black/Blue	Cut	Headlight Switch, gray 10 pin plug, pin 3
Hazards	Brown/Yellow	-	Hazard Switch --or-- SJB under driver dash, black 52 pin plug (B), pin 48
Turn Signal (Left)	Blue/Green (LF); Gray/Brown (LR)	+	SJB under driver dash, black 26 pin plug (F), pin 21 (LF); black 32 pin plug (D), pin 25 (LR)
Turn Signal (Right)	Yellow/Violet (RF); Violet/Orange (RR)	+	SJB under driver dash, black 26 pin plug (F), pin 23 (RF); black 32 pin plug (D), pin 26 (RR)
Headlight	Blue/White (headlight); Black/Blue (switch ground)	- and Cut	Headlight Switch, gray 10 pin plug, pins 7, 3
Reverse Light	Blue/White	+	Driver Kick, black 14 pin plug, pin 2
Left Front Door Trigger	Green/Violet	-	Driver Kick --or-- SJB under driver dash, gray 26 pin plug (C), pin 14
Right Front Door Trigger	White (diode isolate, see Tech Doc 1076)	-	SJB under driver dash, gray 26 pin plug (C), pin 2
Dome Light	Gray/Violet	+	Driver Kick --or-- SJB under driver dash, gray 14 pin plug (A), pin 9
Tachometer	Yellow/Blue (6.2L)	AC	Camshaft Position Sensor, engine driver side rear, black 3 pin plug, pin 1
Tachometer 2	Brown/Blue (6.8L)	AC	Camshaft Position Sensor, engine driver side front, black 2 pin plug, pin 2
Fuel Pump	Violet/Green	+	Fuel Pump Relay in battery junction box on driver fender --or-- Inertia Fuel Shutoff Switch under driver dash (if equipped)
Speed Sense	Violet/Orange (except stripped chassis models)	AC	Driver Kick, harness to rear
Brake Wire	Violet/White	+	Brake Switch --or-- SJB under driver dash, black 52 pin plug (B), pin 40
Parking Brake	White/Violet	-	Parking Brake Switch --or-- SJB under driver dash, gray 26 pin plug (C), pin 1
Horn Trigger	Blue/White	-	Horn Switch --or-- SJB under driver dash, black 52 pin plug (B), pin 41
Wipers	Blue/Orange (LO); Violet/Orange (HI)	-	Wiper Switch, black 6 pin plug, pin 6 (LO); pin 1 (HI)
Wipers Protection	Black/Blue (ground)	Cut	Wiper Switch, black 6 pin plug, pin 5


**2019 Ford E-Series (40-Bit) - North America - Requested by csnow@snowsauto.com**

Item	Wire Color	Polarity	Wire Location
<b>Left Front Window (Up/Down)</b>	Blue/Gray - Yellow/Violet	A	Master Window Switch, gray 8 pin plug, pins 5 - 1
<b>Right Front Window (Up/Down)</b>	Brown/Yellow - Green/Orange	A	Driver Kick, door harness
<b>Radio 12V</b>	White/Red	+	Radio, gray 24 pin plug, pin 1
<b>Radio Ground</b>	Black/Gray	-	Radio, gray 24 pin plug, pin 13
<b>Radio Ignition</b>	Blue (base radio only; MS CAN on premium)	+	Radio, gray 24 pin plug, pin 2
<b>Radio Illumination</b>	Violet/Gray (base radio only; MS CAN on premium)	+ Dimmer	Radio, gray 24 pin plug, pin 3
<b>Left Front Speaker (+/-)</b>	White - White/Brown	+,-	Radio, gray 24 pin plug, pins 8 - 21
<b>Right Front Speaker (+/-)</b>	White/Violet - White/Orange	+,-	Radio, gray 24 pin plug, pins 11 - 12
<b>Left Rear Speaker (+/-)</b>	White/Green - Brown/Yellow	+,-	Radio, gray 24 pin plug, pins 9 - 22
<b>Right Rear Speaker (+/-)</b>	Brown/White - Brown/Blue	+,-	Radio, gray 24 pin plug, pins 10 - 23
<b>Aux. Audio Input Left (+/-)</b>	Blue - Yellow/Green (w/o SYNC)	+,-	Radio, gray 24 pin plug, pins 18 - 19 or gray 16 pin plug, pins 7 - 8
<b>Aux. Audio Input Right (+/-)</b>	Blue/Green - White/Green (w/o SYNC)	+,-	Radio, gray 24 pin plug, pins 16 - 17 or gray 16 pin plug, pins 6 - 14
<b>RSE Audio Left (+/-)</b>	Blue - Gray/Orange (SYNC audio)	+,-	Radio, gray 16 pin plug, pins 1 - 2
<b>RSE Audio Right (+/-)</b>	Violet/Green - Brown/White (SYNC audio)	+,-	Radio, gray 16 pin plug, pins 9 - 10
<b>Headunit</b>	Double DIN		Center of Dash
<b>Left Front Speaker</b>	6 x 8	4	Left Front Door
<b>Right Front Speaker</b>	6 x 8	4	Right Front Door


**Wiring Photo and Notes: 12 Volts**

There are no notes for this wire.


**Wiring Photo and Notes: Second 12 Volts**

**Wiring Photo and Notes: Second 12 Volts**

There are no notes for this wire.

**Wiring Photo and Notes: Starter**


There are no notes for this wire.

**Wiring Photo and Notes: Ignition**


There are no notes for this wire.

**Wiring Photo and Notes: Accessory**

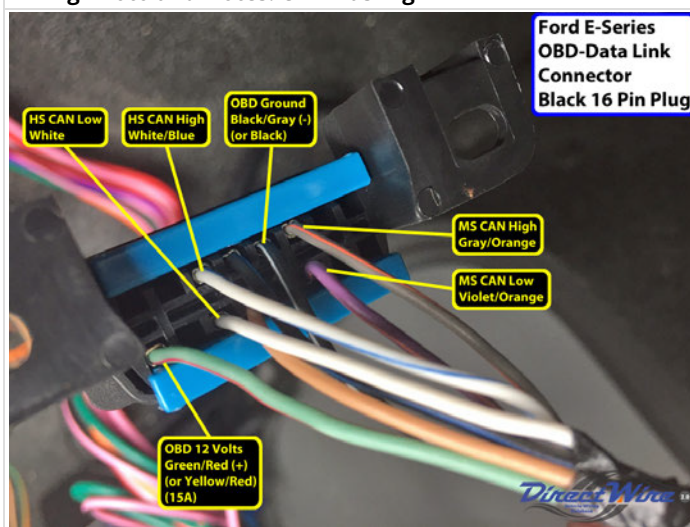


**Wiring Photo and Notes: Accessory**

There are no notes for this wire.


**Wiring Photo and Notes: Second Accessory**

There are no notes for this wire.


**Wiring Photo and Notes: CAN Bus High**

There are no notes for this wire.


**Wiring Photo and Notes: CAN Bus Low**

**Wiring Photo and Notes: CAN Bus Low**

There are no notes for this wire.

**Wiring Photo and Notes: CAN Bus High 2**


There are no notes for this wire.

**Wiring Photo and Notes: CAN Bus Low 2**


There are no notes for this wire.

**Wiring Photo and Notes: OBD 12 Volts**




**Wiring Photo and Notes: OBD 12 Volts**

There are no notes for this wire.


**Wiring Photo and Notes: OBD Ground**

There are no notes for this wire.


**Wiring Photo and Notes: OBD Connector**

There are no notes for this wire.


**Wiring Photo and Notes: Power Lock**

**Wiring Photo and Notes: Power Lock**

There are no notes for this wire.

**Wiring Photo and Notes: Power Unlock**


There are no notes for this wire.

**Wiring Photo and Notes: Parking Lights**


There are no notes for this wire.

**Wiring Photo and Notes: Hazards**




**Wiring Photo and Notes: Hazards**

There are no notes for this wire.

**Wiring Photo and Notes: Turn Signal (Left)**


There are no notes for this wire.

**Wiring Photo and Notes: Turn Signal (Right)**


There are no notes for this wire.

**Wiring Photo and Notes: Reverse Light**




**Wiring Photo and Notes: Reverse Light**

There are no notes for this wire.


**Wiring Photo and Notes: Left Front Door Trigger**

There are no notes for this wire.


**Wiring Photo and Notes: Right Front Door Trigger**

There are no notes for this wire.


**Wiring Photo and Notes: Dome Light**

**Wiring Photo and Notes: Dome Light**

There are no notes for this wire.

**Wiring Photo and Notes: Brake Wire**

There are no notes for this wire.

**Wiring Photo and Notes: Horn Trigger**

There are no notes for this wire.

use, disclosure or distribution is prohibited.